

QUARTERLY REPORT OF REVENUE AND OTHER RECEIPTS  
As at the Quarter Ending June 30, 2022

Department : Department of Trade and Industry (DTI)  
Agency : Technical Education and Skills Development Authority  
Operating Unit : Central Office  
Organization Code : 22 009 0100000  
Fund Cluster : 01 - Regular Agency Fund

Classification/Sources of Revenue and Other Receipts	UACS CODE	REVENUE TARGET (Annual) per BESF	Actual Revenue and Other Receipts Collections					Cumulative Remittance/Deposits to Date			Variance		Remarks
			1st Quarter Ending March 31	2nd Quarter Ending June 30	3rd Quarter Ending Sept. 30	4th Quarter Ending Dec. 31	Total	Remittance to BTr	Deposited with AGDB	TOTAL	Amount	%	
1	2	3	4	5	6	7	8=[(6+(-)7)-8+9]	9	10	11=(9+10)	12=(8-3)	13=(12/3)	14
<b>Regular Agency Fund</b>		227,000.00	519,432.69	654,933.98	-	-	1,174,366.67	1,174,366.67	-	1,174,366.67	947,366.67	417 %	
<b>Non-Revenue Collections/Other Receipts</b>		227,000.00	519,432.69	654,933.98	-	-	1,174,366.67	1,174,366.67	-	1,174,366.67	947,366.67	417 %	
<b>Cash Receipts</b>		227,000.00	519,432.69	654,933.98	-	-	1,174,366.67	1,174,366.67	-	1,174,366.67	947,366.67	417 %	
<b>Not Applicable</b>		227,000.00	519,432.69	654,933.98	-	-	1,174,366.67	1,174,366.67	-	1,174,366.67	947,366.67	417 %	
Accounts Receivable	1030101000	-	306,648.79	307,325.90	-	-	613,974.69	613,974.69	-	613,974.69	613,974.69	0 %	
Other Receivables	1030599000	-	106,698.90	104,263.74	-	-	210,962.64	210,962.64	-	210,962.64	210,962.64	0 %	
Advances for Special Disbursing Officer	1990103000	-	50,000.00	104,802.50	-	-	154,802.50	154,802.50	-	154,802.50	154,802.50	0 %	
Advances to Officers and Employees	1990104000	-	0.00	412.00	-	-	412.00	412.00	-	412.00	412.00	0 %	
Government Equity	3010101000	-	0.00	17,590.91	-	-	17,590.91	17,590.91	-	17,590.91	17,590.91	0 %	
Other Service Income	4020199099	-	0.00	9,000.00	-	-	9,000.00	9,000.00	-	9,000.00	9,000.00	0 %	
Income from Hostels/Dormitories and other Like facilities	4020213000	227,000.00	46,710.00	67,110.00	-	-	113,820.00	113,820.00	-	113,820.00	(113,180.00)	-50 %	
Miscellaneous Income	4060999000	-	9,375.00	2,158.56	-	-	11,533.56	11,533.56	-	11,533.56	11,533.56	0 %	
Transportation Allowance (TA)	5010203001	-	0.00	35,770.16	-	-	35,770.16	35,770.16	-	35,770.16	35,770.16	0 %	
Other Professional Services	5021199000	-	0.00	6,500.21	-	-	6,500.21	6,500.21	-	6,500.21	6,500.21	0 %	
<b>TOTAL</b>		227,000.00	519,432.69	654,933.98	-	-	1,174,366.67	1,174,366.67	-	1,174,366.67	947,366.67	417 %	

Certified Correct.



**GARRIEL M. SAUGON**  
Accountant IV, Officer in Charge  
Date:

Recommending Approval:

**MA. MAGDALENA P. BUTAD**  
Director IV, FMS  
Date:

Approved By:

**DANILO P. CRUZ**  
Director General  
Date:



QUARTERLY REPORT OF REVENUE AND OTHER RECEIPTS  
As at the Quarter Ending June 30, 2022

Department : Department of Trade and Industry (DTI)  
Agency : Technical Education and Skills Development Authority  
Operating Unit : Central Office  
Organization Code : 22 009 0100000  
Fund Cluster : 06 - Business Related Funds

Classification/Sources of Revenue and Other Receipts	UACS CODE	REVENUE TARGET (Annual) per BESF	Actual Revenue and Other Receipts Collections					Cumulative Remittance/Deposits to Date			Variance		Remarks
			1st Quarter Ending March 31	2nd Quarter Ending June 30	3rd Quarter Ending Sept. 30	4th Quarter Ending Dec. 31	Total	Remittance to BTr	Deposited with AGDB	TOTAL	Amount	%	
1	2	3	4	5	6	7	8=[(6+(-)7)-8+9]	9	10	11=(9+10)	12=(8-3)	13=(12/3)	14
<b>Business Related Funds</b>		78,372,000.00	6,671,582.90	4,871,553.90	-	-	11,543,136.80	-	11,543,136.80	11,543,136.80	(66,828,863.20)	-85 %	
<b>Non-Revenue Collections/Other Receipts</b>		78,372,000.00	6,671,582.90	4,871,553.90	-	-	11,543,136.80	-	11,543,136.80	11,543,136.80	(66,828,863.20)	-85 %	
<b>Cash Receipts</b>		78,372,000.00	6,671,582.90	4,871,553.90	-	-	11,543,136.80	-	11,543,136.80	11,543,136.80	(66,828,863.20)	-85 %	
<b>Not Applicable</b>		78,372,000.00	6,671,582.90	4,871,553.90	-	-	11,543,136.80	-	11,543,136.80	11,543,136.80	(66,828,863.20)	-85 %	
Accounts Receivable	1030101000	-	2,535,087.86	2,260,480.00	-	-	4,795,567.86	-	4,795,567.86	4,795,567.86	4,795,567.86	0 %	
Accounts Payable	2010101000	-	-	73,965.27	-	-	73,965.27	-	73,965.27	73,965.27	73,965.27	0 %	
Due to Other Funds	2030105000	-	255,457.00	-	-	-	255,457.00	-	255,457.00	255,457.00	255,457.00	0 %	
Other Service Income	4020199099	9,814,000.00	3,335,349.34	1,809,177.00	-	-	5,144,526.34	-	5,144,526.34	5,144,526.34	(4,669,473.66)	-48 %	
Rent/Lease Income	4020205000	-	3,075.00	300.00	-	-	3,375.00	-	3,375.00	3,375.00	3,375.00	0 %	
Income from Hostels/Dormitories and other Like facilities	4020213000	2,339,000.00	477,150.00	674,187.00	-	-	1,151,337.00	-	1,151,337.00	1,151,337.00	(1,187,663.00)	-51 %	
Others	4020221099	65,468,000.00	2,663.70	2,744.63	-	-	5,408.33	-	5,408.33	5,408.33	(65,462,591.67)	-100 %	
Other Business Income	4020299099	751,000.00	62,800.00	50,700.00	-	-	113,500.00	-	113,500.00	113,500.00	(637,500.00)	-85 %	
<b>TOTAL</b>		78,372,000.00	6,671,582.90	4,871,553.90	-	-	11,543,136.80	-	11,543,136.80	11,543,136.80	(66,828,863.20)	-85 %	

Certified Correct:



**GABRIEL M. SAUGON**  
Accountant IV, Officer in Charge  
Date:

Recommending Approval:

**MA. MAGDALENA P. BUTAD**  
Director IV, FMS  
Date:

Approved By:

**DANILO P. CRUZ**  
Director General  
Date:




**QUARTERLY REPORT OF REVENUE AND OTHER RECEIPTS**  
As at the Quarter Ending June 30, 2022


Department : Department of Trade and Industry (DTI)  
 Agency : Technical Education and Skills Development Authority  
 Operating Unit : Central Office  
 Organization Code : 22 009 0100000  
 (UACS)  
 Fund Cluster : 07 - Trust Receipts

Classification/Sources of Revenue and Other Receipts	UACS CODE	REVENUE TARGET (Annual) per BESF	Actual Revenue and Other Receipts Collections					Cumulative Remittance/Deposits to Date			Variance		Remarks
			1st Quarter Ending March 31	2nd Quarter Ending June 30	3rd Quarter Ending Sept. 30	4th Quarter Ending Dec. 31	Total	Remittance to BTr	Deposited with AGDB	TOTAL	Amount	%	
1	2	3	4	5	6	7	8=[(6+(-)7)-8+9]	9	10	11=(9+10)	12=(8-3)	13=(12/3)	14
<b>Trust Receipts</b>		-	2,772,946.09	35,703,359.45	-	-	38,476,305.54	-	38,476,305.54	38,476,305.54	38,476,305.54	0 %	
<b>Trust Receipts Deposited with Authorized Government Depository Banks (AGDB)</b>		-	2,772,946.09	35,703,359.45	-	-	38,476,305.54	-	38,476,305.54	38,476,305.54	38,476,305.54	0 %	
Due from Regional Offices		-	573,527.67	35,517,559.88	-	-	36,091,087.55	-	36,091,087.55	36,091,087.55	36,091,087.55	0 %	
Due from other funds		-	4,247.14	-	-	-	4,247.14	-	4,247.14	4,247.14	4,247.14	0 %	
Advances to Special Disbursing Officer		-	-	5,799.57	-	-	5,799.57	-	5,799.57	5,799.57	5,799.57	0 %	
Due to Regional Offices		-	2,020,171.28	-	-	-	2,020,171.28	-	2,020,171.28	2,020,171.28	2,020,171.28	0 %	
Other Service Income		-	175,000.00	150,000.00	-	-	325,000.00	-	325,000.00	325,000.00	325,000.00	0 %	
Honoraria		-	-	30,000.00	-	-	30,000.00	-	30,000.00	30,000.00	30,000.00	0 %	
<b>TOTAL</b>		-	2,772,946.09	35,703,359.45	-	-	38,476,305.54	-	38,476,305.54	38,476,305.54	38,476,305.54	0 %	



Certified Correct:


  
**GARRIEL M. SAUGON**  
 Accountant IV, Officer in Charge  
 Date:


Recommending Approval:

  
**MA. MAGDALENA P. BUTAD**  
 Director IV, FMS  
 Date:

Approved By:

  
**DANILO P. CRUZ**  
 Director General  
 Date: 

**OFFICE OF THE AUDITOR**  
**TESDA**  
 RECEIVED BY:   
 DATE: 7/28/22  
 TIME: 4:19pm

DEPARTMENT OF BUDGET AND FINANCE  
 AS, CENTRAL RECORDS SECTION  
**RECORDED**  
 JUL 28 2022  
 BY:   
 REF. NO. \_\_\_\_\_